

2022-2023

Graduate Report

Profile of the Graduates and
Graduate Survey Analysis



Institutional Research, Planning, and Effectiveness

Table of Contents

The 2022-2023 Graduate Report.....	3
Methodology	3
Profile of the 2022-2023 Graduating Class	4
<i>Gender</i>	4
<i>Race/Ethnicity</i>	5
<i>Age</i>	5
<i>Residence</i>	6
<i>GPA</i>	6
<i>Degree Type</i>	7
2022-2023 Graduate Survey Analysis	8
Education	8
<i>Are you currently attending a college, university, or training program?</i>	8
<i>Are you attending that college, university, or training program full- or part-time?</i>	8
<i>Please tell us where that college, university, or training program is located.</i>	9
<i>To what extent do you feel that SUNY WCC prepared you for future study?</i>	9
Student Satisfaction	10
<i>How satisfied were you with SUNY WCC in achieving your goals?</i>	10
<i>How satisfied were you with the following services?</i>	11
<i>Percentage of student indicating that they did not use various College services.</i>	12
<i>How satisfied were you with the following (items relating to instruction and climate) at SUNY WCC?</i> 13	
Obstacles.....	14
<i>Did you face any obstacles that impacted your ability to graduate from SUNY WCC?</i>	14
<i>What obstacles did you face throughout your time at SUNY WCC?</i>	14
<i>What College services helped you persist despite these obstacles (select all that apply)?</i>	15

Campus Activities..... 16

Did you participate in any campus activities outside the classroom during your time at SUNY WCC? . 16

How important were the campus activities outside the classroom in...?..... 16

Scholarships..... 17

Did you receive a private scholarship while you attended SUNY WCC? 17

How impactful was the scholarship you received in graduating from SUNY WCC? 17

Employment..... 18

What is your employment status? 18

Is this your first professional position obtained after earning your degree? 18

Where is your employer located? 19

What is your current salary range? 19

To what extent do you feel your SUNY WCC education prepared you for your current job? 20

Are you satisfied with your current job? 20

Conclusion..... 21

Appendix: Survey Tool 22

The 2022-2023 Graduate Report

The **2022-2023 Graduate Report** provides insights into the **demographics and academic attributes** of the graduating class at **SUNY Westchester Community College** and compares them to those who responded to the **2022-2023 Graduate Survey**. This report is divided into two main sections:

1. **Profile of the 2022-2023 Graduates** – Compares the characteristics of all graduates to those who participated in the survey to assess representativeness.
2. **2022-2023 Graduate Survey Analysis** – Examines the survey responses to understand student experiences and post-graduation outcomes.

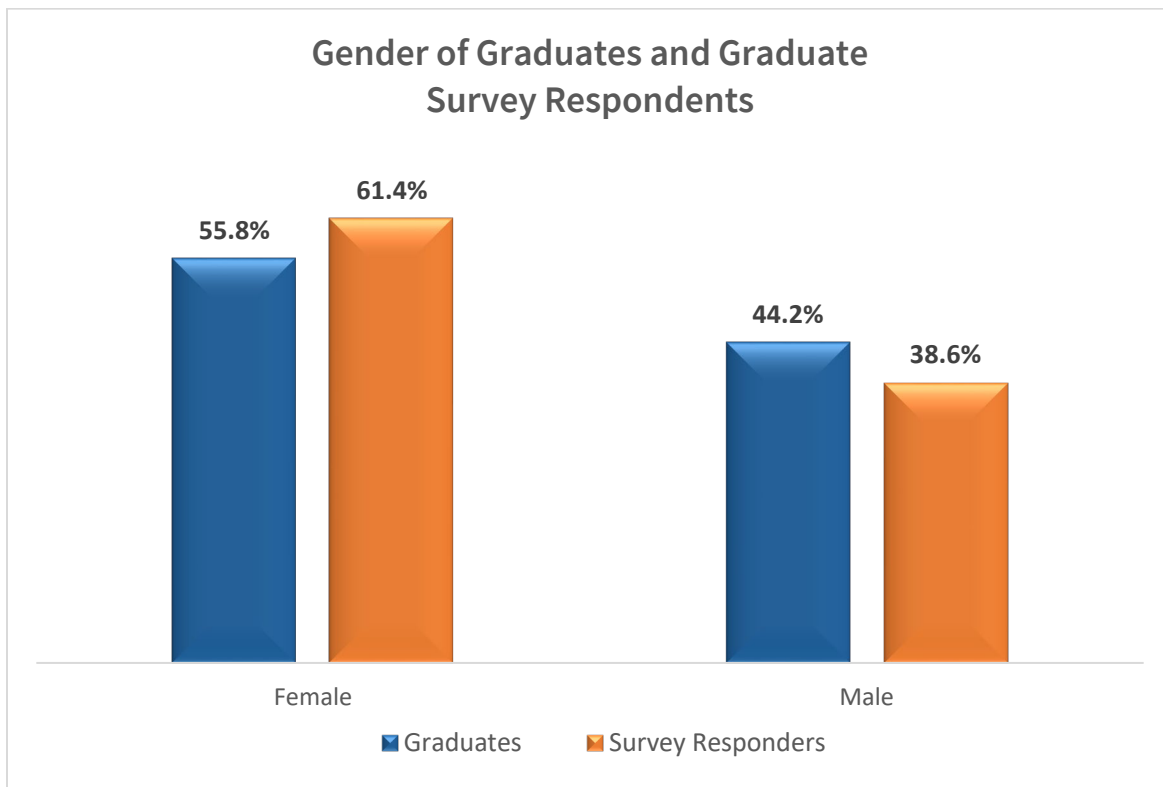
Methodology

The **2022-2023 Graduate Report** analyzes data from **1,248 students** who graduated in **Summer 2022, Fall 2022, and Spring 2023**. Graduates were sent an online survey **six months after graduation** regarding their experiences at **SUNY WCC** and post-graduation outcomes. The survey remained open for **three months**, yielding **145 completed responses**, resulting in a **response rate of 11.6%**. To assess the **representativeness** of the survey sample, the survey responses were merged with institutional data and analyzed across key demographic and academic factors.

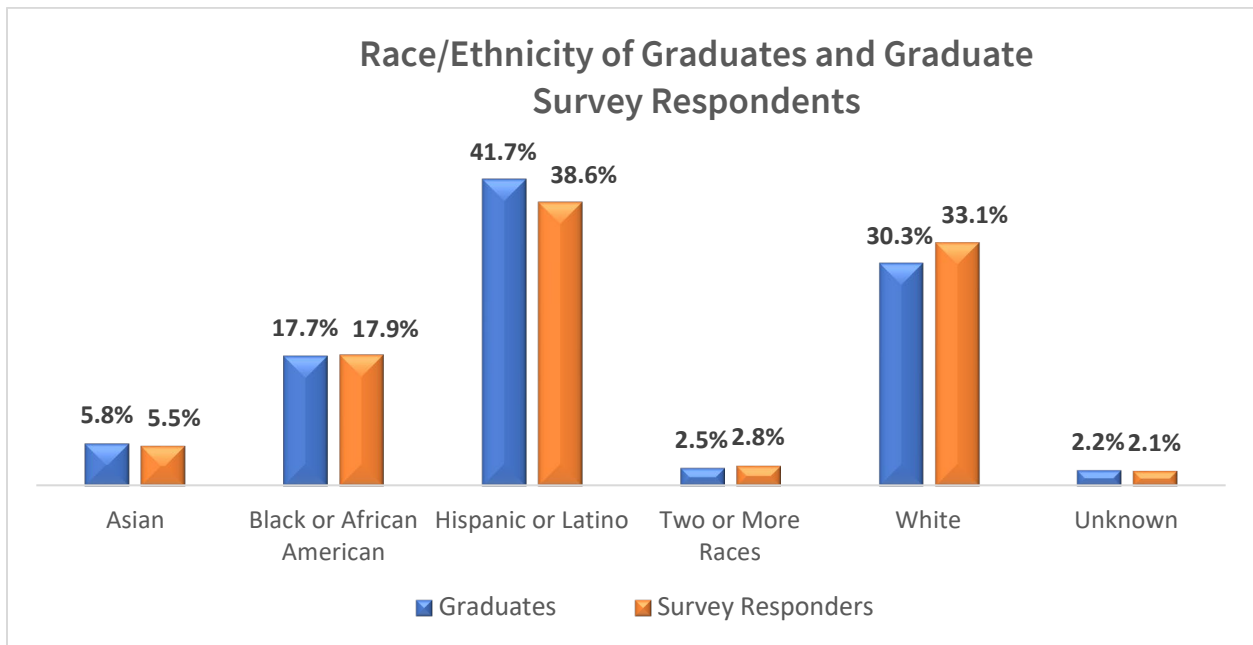
Profile of the 2022-2023 Graduating Class

The Profile of the 2022-2023 Graduating Class uses institutional data to identify the demographic and academic attributes of the graduating class of 2022. This includes gender, race/ethnicity, age, residence, grade point average (GPA), and degree type. These attributes are compared to the subset of graduates who responded to the Graduate Survey to ensure the survey responses can be generalized to the entire graduating class.

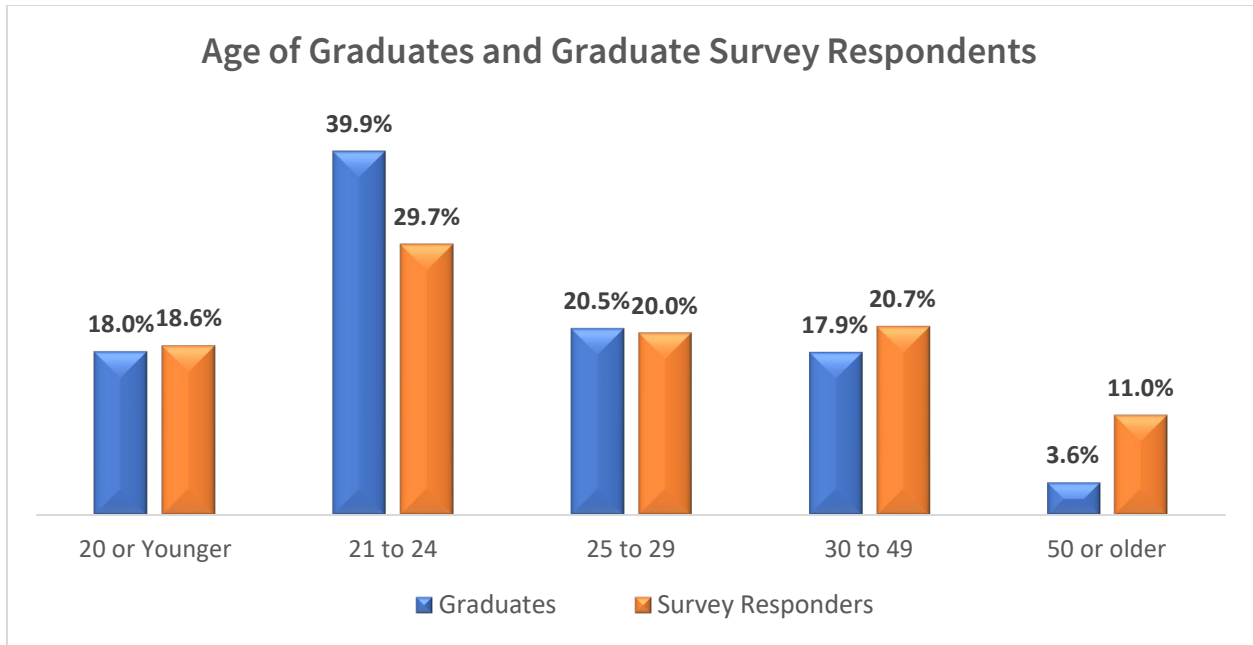
Gender: The gender distribution for graduates and survey respondents were similar with female students outnumbering males in both categories. Additionally, females were more likely to have completed the survey than males.



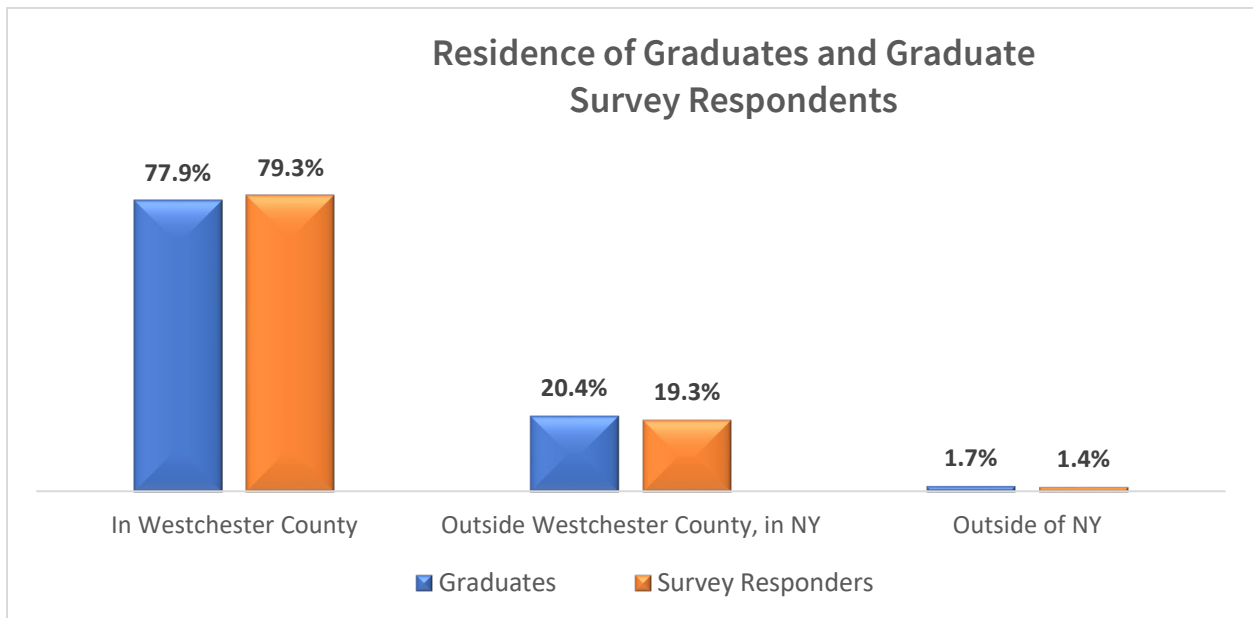
Race/Ethnicity: The racial composition of the 145 survey respondents closely reflects that of the 1,248 graduates. Hispanic or Latino graduates (41.7%) and White graduates (30.3%) are proportionally represented, with survey respondents at 38.6% and 33.1%, respectively. Black or African American graduates (17.7%) also maintain a balanced representation at 17.9% in the survey.



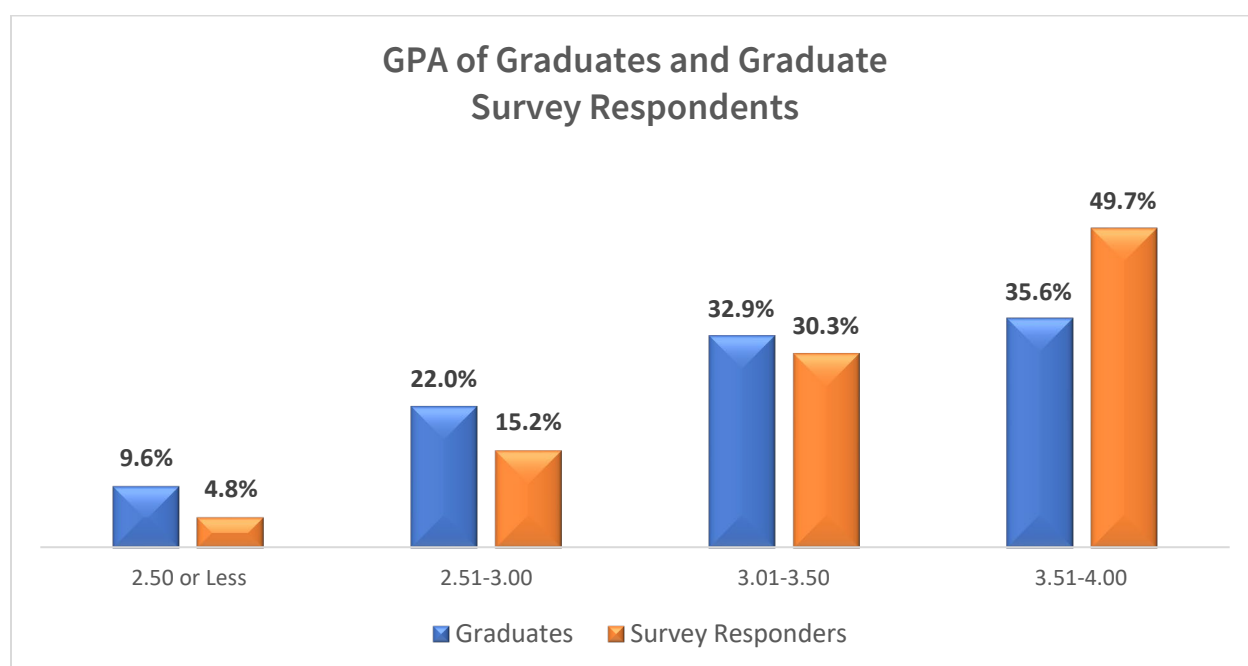
Age: The age distribution of the 145 survey respondents is largely representative of the 1,248 graduates, with some key differences. Graduates aged 21 to 24 (39.9%) are the largest group, yet they are underrepresented among survey respondents at 29.7%. In contrast, older graduates—particularly those aged 30 to 49 (17.9% of graduates) and 50 or older (3.6%)—show higher survey participation rates, comprising 20.7% and 11.0% of respondents, respectively.



Residence: The 145 survey respondents closely reflect the 1,248 graduates in terms of residence distribution. The majority of both groups reside in Westchester County, with 77.9% of graduates (972) and 79.3% of survey respondents (115) falling into this category. Those living outside Westchester but within New York State account for 20.4% of graduates (255) and 19.3% of survey respondents (28), maintaining proportional representation.

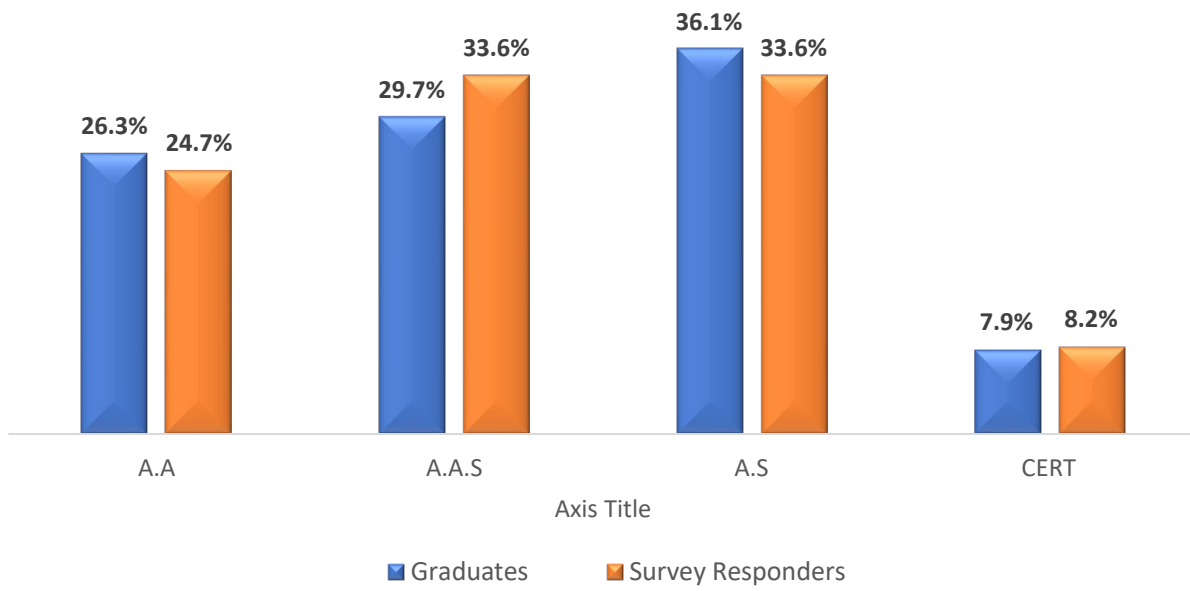


GPA: The 145 survey respondents exhibit a higher academic performance distribution compared to the 1,248 graduates overall. Nearly half of the survey respondents (49.7%) fall into the 3.51-4.00 GPA range, compared to 35.6% of graduates. Similarly, respondents in the 3.01-3.50 range (30.3%) are slightly underrepresented compared to graduates (32.9%). Lower GPA categories show notable differences, with only 4.8% of survey respondents in the 2.50 or less category, compared to 9.6% of graduates, and 15.2% of survey respondents in the 2.51-3.00 range, compared to 22.0% of graduates.



Degree Type: The degree distribution shows some variations between graduates and survey respondents. Associate of Science (A.S.) degrees remain the most awarded, representing 36.1% of graduates, with a slightly lower survey response rate of 33.6%. Associate of Applied Science (A.A.S.) graduates are somewhat overrepresented in the survey, making up 33.6% of respondents compared to 29.7% of graduates. Associate of Arts (A.A.) graduates account for 26.3% of the total graduating class, with a 24.7% response rate, showing a close alignment. Certificate (CERT) holders represent 7.9% of graduates and 8.2% of survey respondents, maintaining near-proportional representation.

Degree Type of Graduates and Graduate Survey Respondents*



* Students are double-counted if they received more than one degree.

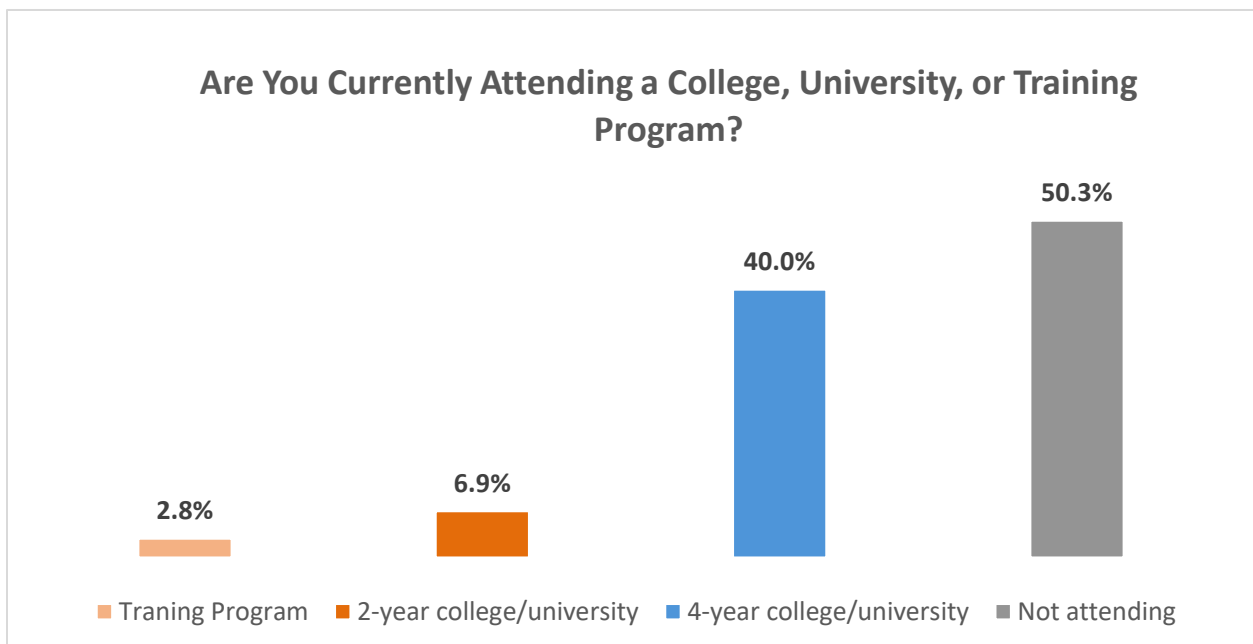
2022-2023 Graduate Survey Analysis

The **2022-2023 Graduate Survey Analysis** examines the self-reported experiences and outcomes of graduates, providing insights into their educational paths, career progress, and overall satisfaction with SUNY WCC. As responses were collected confidentially, individual data cannot be externally verified. This report presents findings based on the information provided by survey participants, with non-responses omitted to maintain clarity and accuracy in the analysis.

Education

Are you currently attending a college, university, or training program?

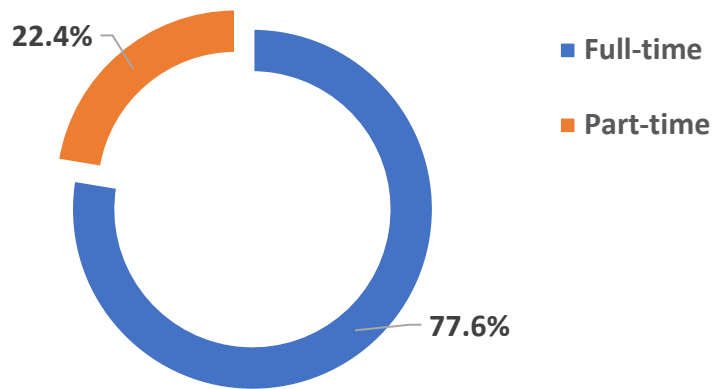
The survey results show that 40% of respondents are currently attending a four-year college or university, while 6.9% are enrolled in a two-year institution and 2.8% are participating in a training program. However, 50.3% reported not attending any further education, indicating that half of respondents have not pursued additional academic or professional development at this time.



How are you currently attending that college, university, or training program (full- or part-time):

Out of the 67 students who responded to the question about their enrollment status, 77.6% reported attending full-time, while 22.4% are enrolled part-time. This indicates that the majority of those who answered are pursuing their education on a full-time basis.

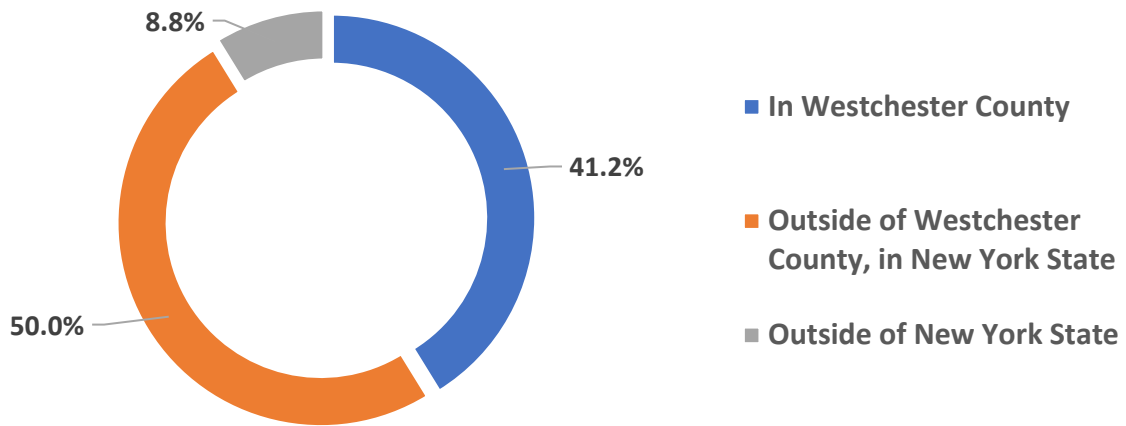
How are You Attending That College, University, or Training Program:



Where is your college, university, or training program located?

The survey results show that among the 68 students who responded, 41.2% are attending a college, university, or training program in Westchester County, 8.8% are studying outside of New York State, and 50% are enrolled in institutions outside of Westchester County but within New York State. This indicates that 91.2% participants have chosen to continue their education within New York State.

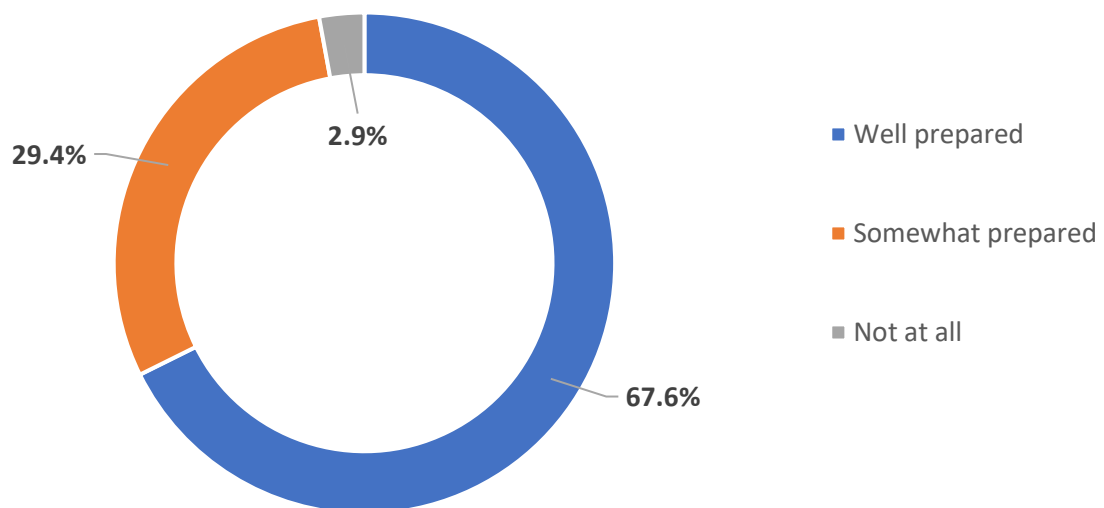
Where is your college, university, or training program located?



To what extent do you feel that SUNY WCC prepared you for future study?

Among the 68 survey respondents who answered this question, 67.6% felt well prepared, 29.4% felt somewhat prepared, and 2.9% reported feeling not at all prepared for further study.

To What Extent Do You Feel SUNY WCC Prepared You for Further Study?

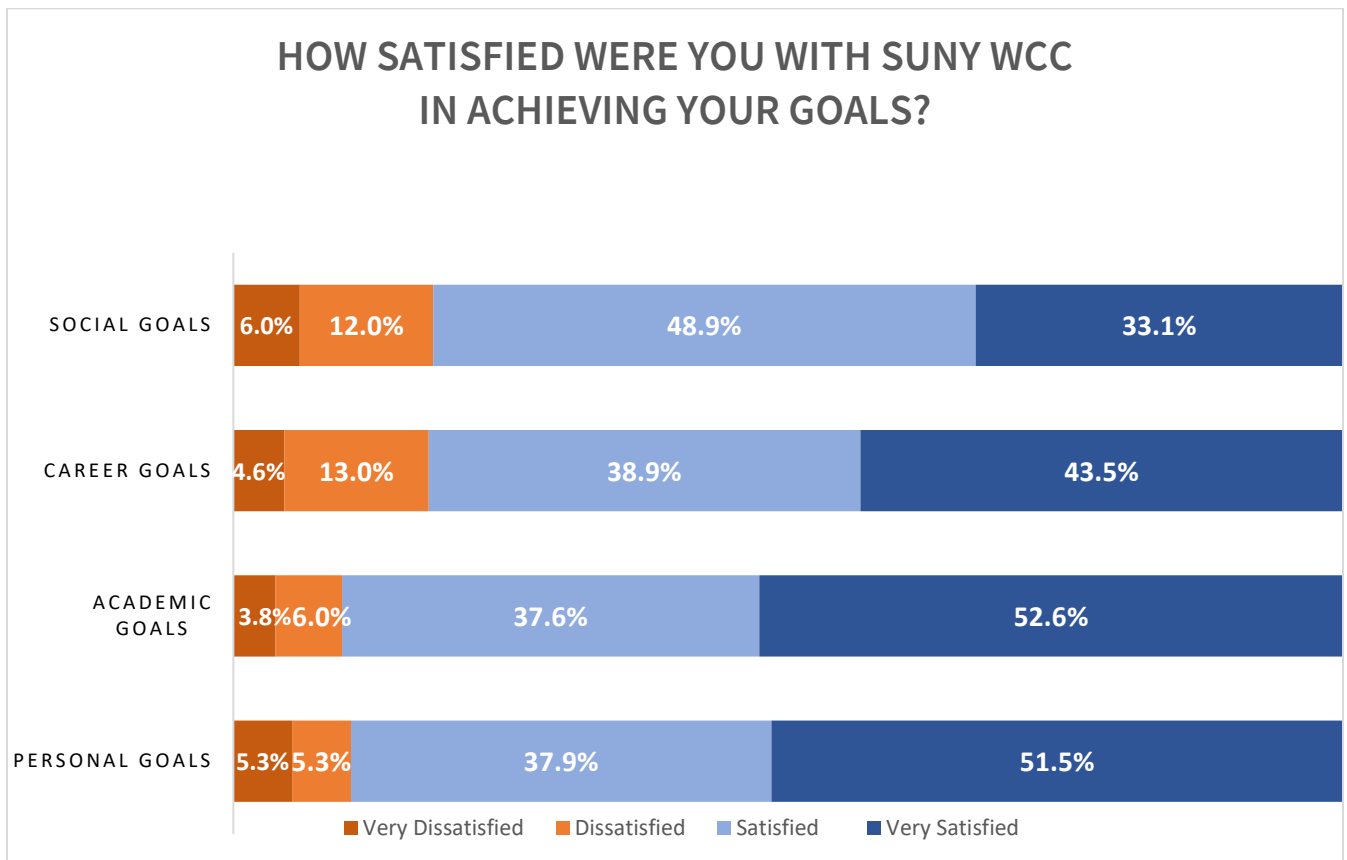


Student Satisfaction

How satisfied were you with SUNY WCC in achieving your goals?

The survey results indicate that the majority of respondents were satisfied with how SUNY WCC helped them achieve their personal, academic, career, and social goals. Across all categories, satisfaction levels (Satisfied + Very Satisfied) exceed 80%, highlighting a positive student experience.

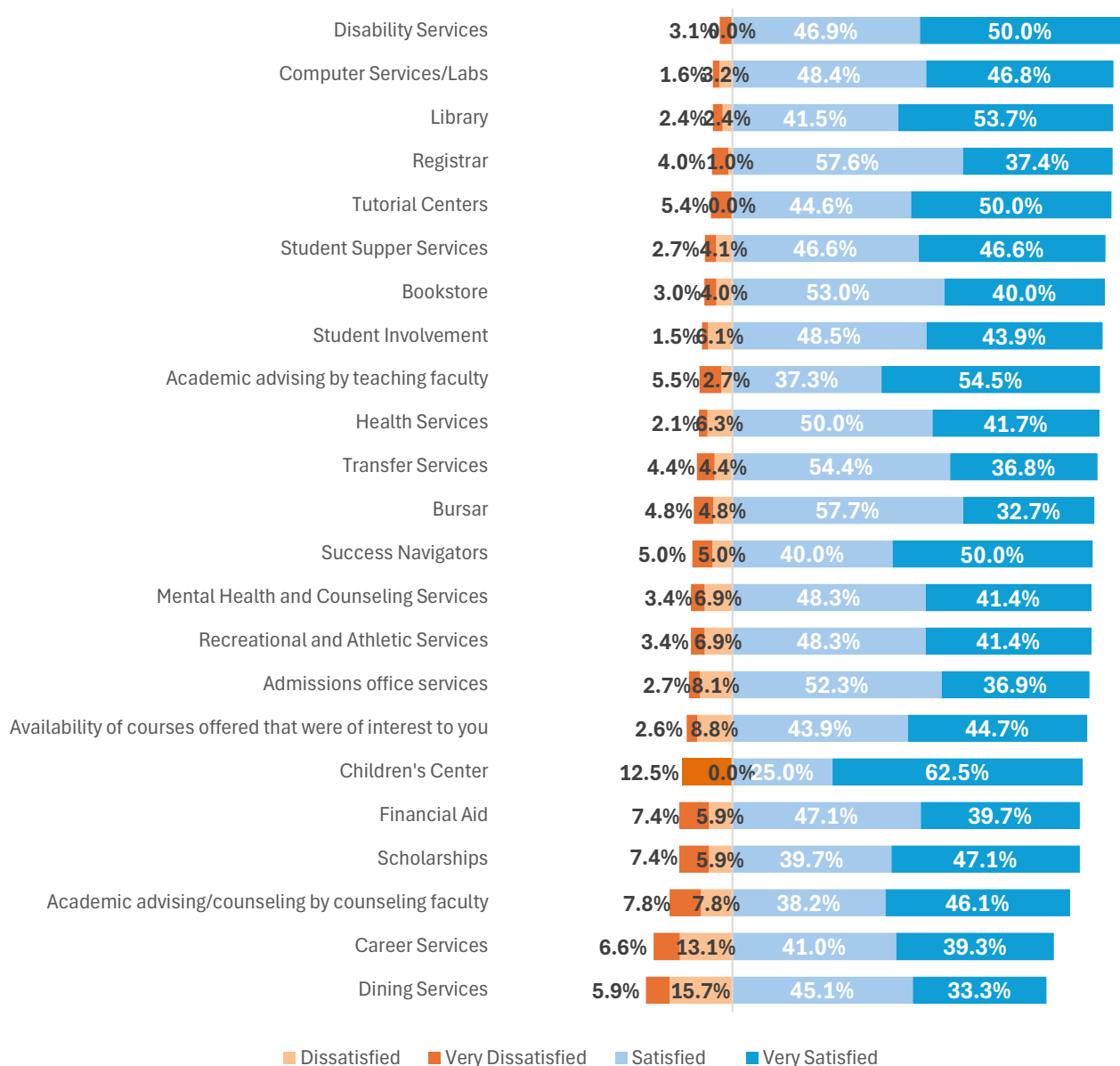
Academic Goals received the highest satisfaction ratings, with 90.2% of respondents indicating they were either "Very Satisfied" or "Satisfied." Personal Goals followed at 89.4%, while Career Goals and Social Goals had satisfaction ratings of 82.4% and 82.0%, respectively.



How satisfied were you with the following services?

The survey results indicate strong satisfaction with key student services among those who utilized them. Disability Services received the highest satisfaction rating (96.9%), followed by Computer Services/Labs (95.2%) and the Library (95.1%). The Registrar (94.9%), Bookstore (93.0%), and Bursar (90.4%) also received favorable responses. Academic Advising by Teaching Faculty (91.8%), Transfer Services (91.2%), and Success Navigators (90.0%) were well-rated. Admissions Office Services (89.2%) and Availability of Courses (88.6%) had the lowest non-usage rates, indicating they are widely accessed.

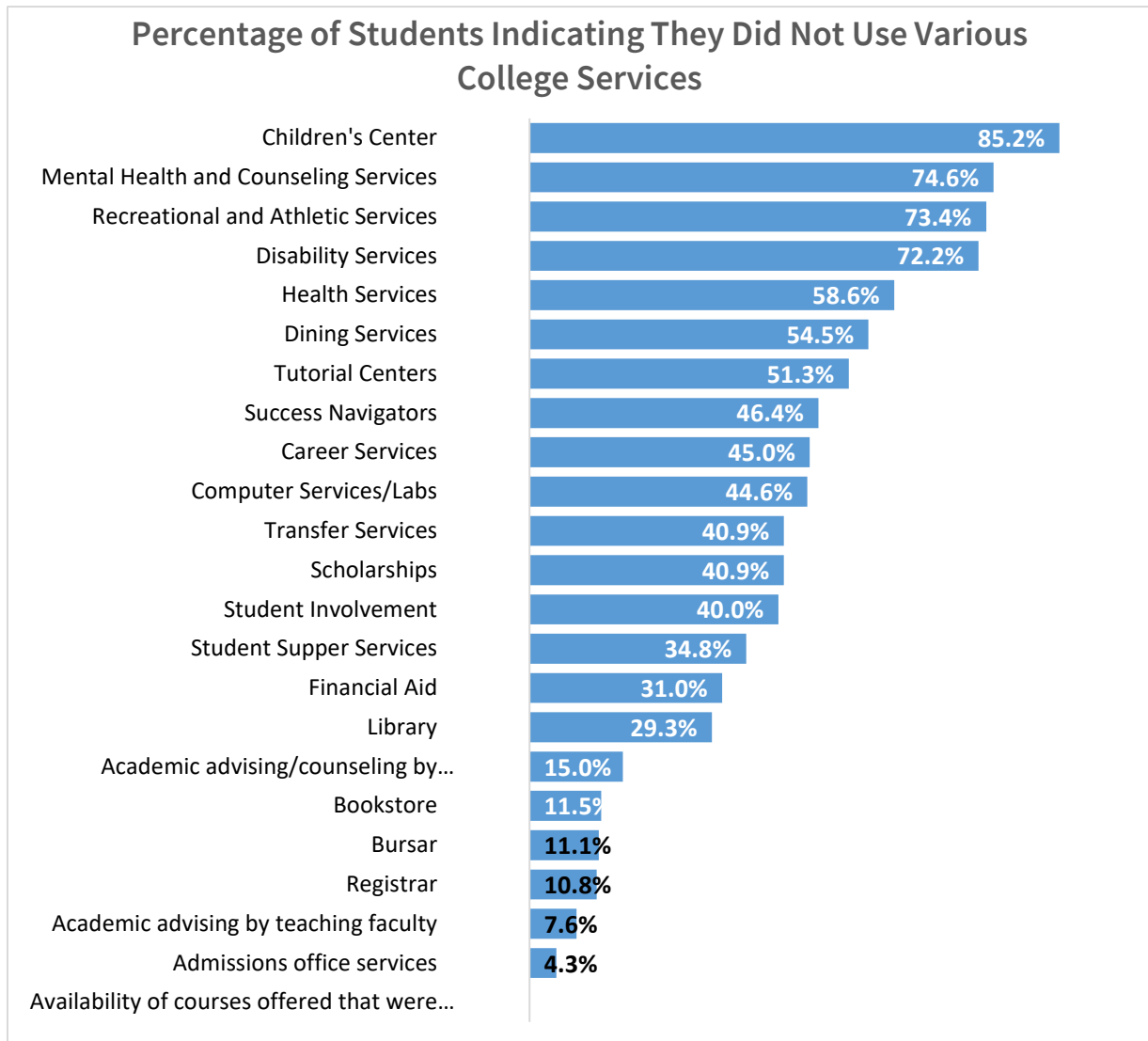
How Satisfied Were You With the Following Services?



Percentage of students indicating they did not use various College services:

A significant portion of students did not utilize certain campus services, with the highest non-usage rates seen in the Children’s Center (85.2%), Mental Health and Counseling Services (74.6%), and Recreational and Athletic Services (73.4%), Disability Services (72.2%). These results suggest that these services cater to specific student needs rather than the broader student body.

Additionally, Tutorial Services(51.3%), Career Services (45.0%), Success Navigators (46.4%), and Student Involvement (40.0%) had relatively high non-usage rates, indicating potential gaps in student engagement or awareness of available support. While some of these services may not be relevant to all students, increased promotion and accessibility could encourage more students to take advantage of the resources available to them.

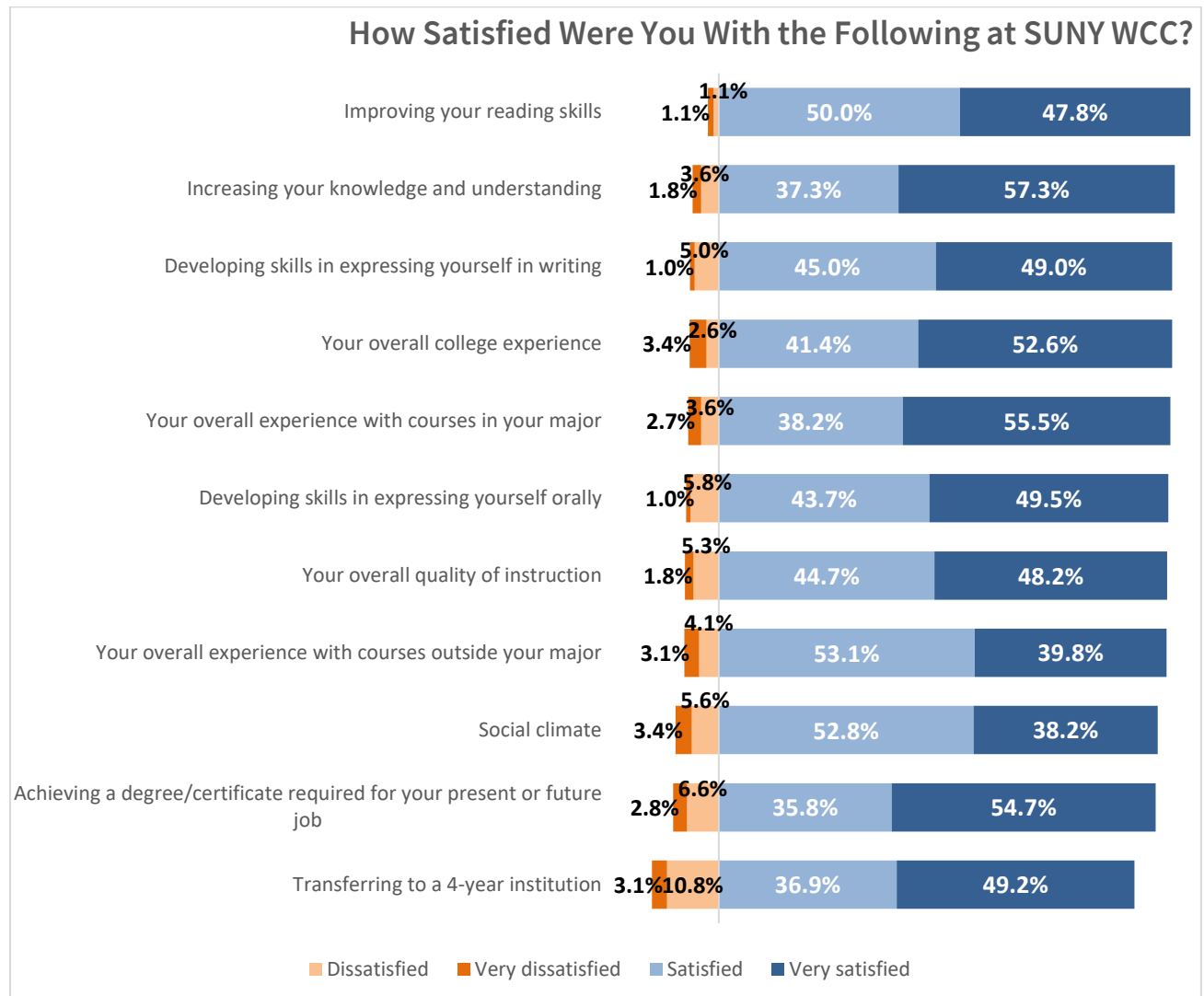


How satisfied were you with the following at SUNY WCC?

The survey results indicate high levels of satisfaction among students regarding various aspects of their educational experience at SUNY WCC. Improving reading skills (97.8%), increasing knowledge and understanding (94.5%), and developing skills in writing (94.0%) received strong ratings.

Students also reported positive experiences with their overall college experience (94.0%), quality of instruction (93.0%), and courses in their major (93.6%). Satisfaction with courses outside their major (92.9%) and the social climate (91.0%) also remained high.

Achieving a degree or certificate for career purposes (90.6%) and transferring to a four-year institution (86.2%) were rated favorably, reflecting student confidence in meeting their academic and career goals.



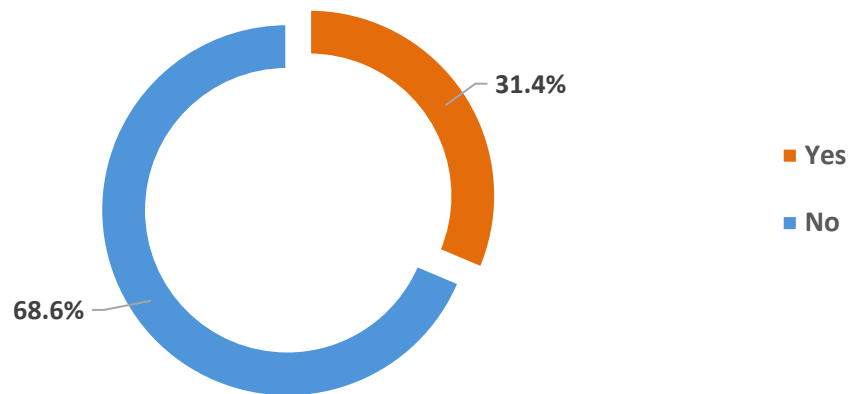
Obstacles

Did you face any obstacles that impacted your ability to graduate from SUNY WCC?

The majority of respondents (68.6%) reported that they did not face obstacles affecting their ability to graduate from SUNY WCC, indicating a relatively smooth academic journey for most students.

However, 31.4% experienced challenges, suggesting that a significant portion of students encountered barriers that could have impacted their progress. These findings highlight the importance of continued support services to assist students in overcoming obstacles and ensuring higher retention and graduation rates.

Did you face any obstacles that impacted your ability to graduate from SUNY WCC?



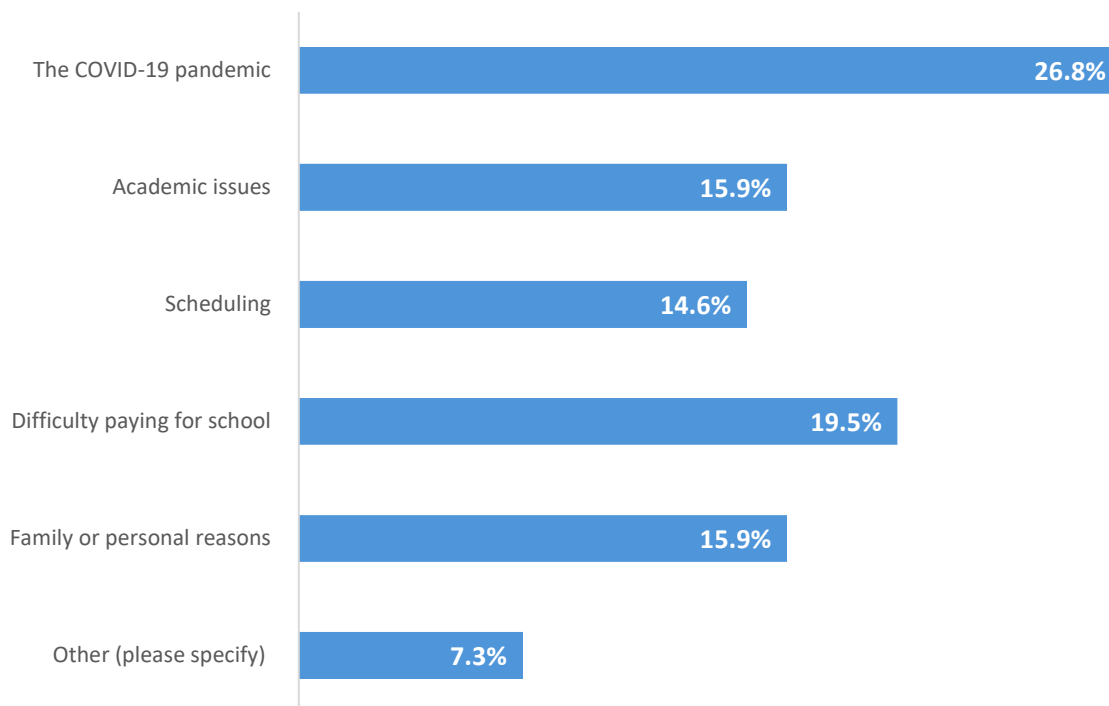
What obstacles did you face throughout your time at SUNY WCC (check all that apply)?

Out of 145 survey respondents, 37 students (25.5%) reported facing at least one obstacle during their time at SUNY WCC, while 108 students (74.5%) did not indicate any challenges. The most frequently cited issue was the COVID-19 pandemic (26.8%), highlighting its significant impact on students' academic experiences.

Academic issues (15.9%) were also a common concern, suggesting difficulties with coursework and instructional support. Difficulty paying for school (19.5%) was another barrier, while 14.6% of students faced scheduling conflicts, reflecting challenges in balancing academic and personal responsibilities. Family or personal reasons (15.9%) also impacted students during their time at WCC.

Additionally, 7.3% of students reported “other” challenges, including limited availability of evening courses, difficulty with career guidance and finding the right major, adjusting to change, personal hardships such as housing issues, severe mental illness impacting academic progress, and concerns about academic advising and instruction.

What obstacles did you face throughout your time at SUNY WCC?
(check all that apply)

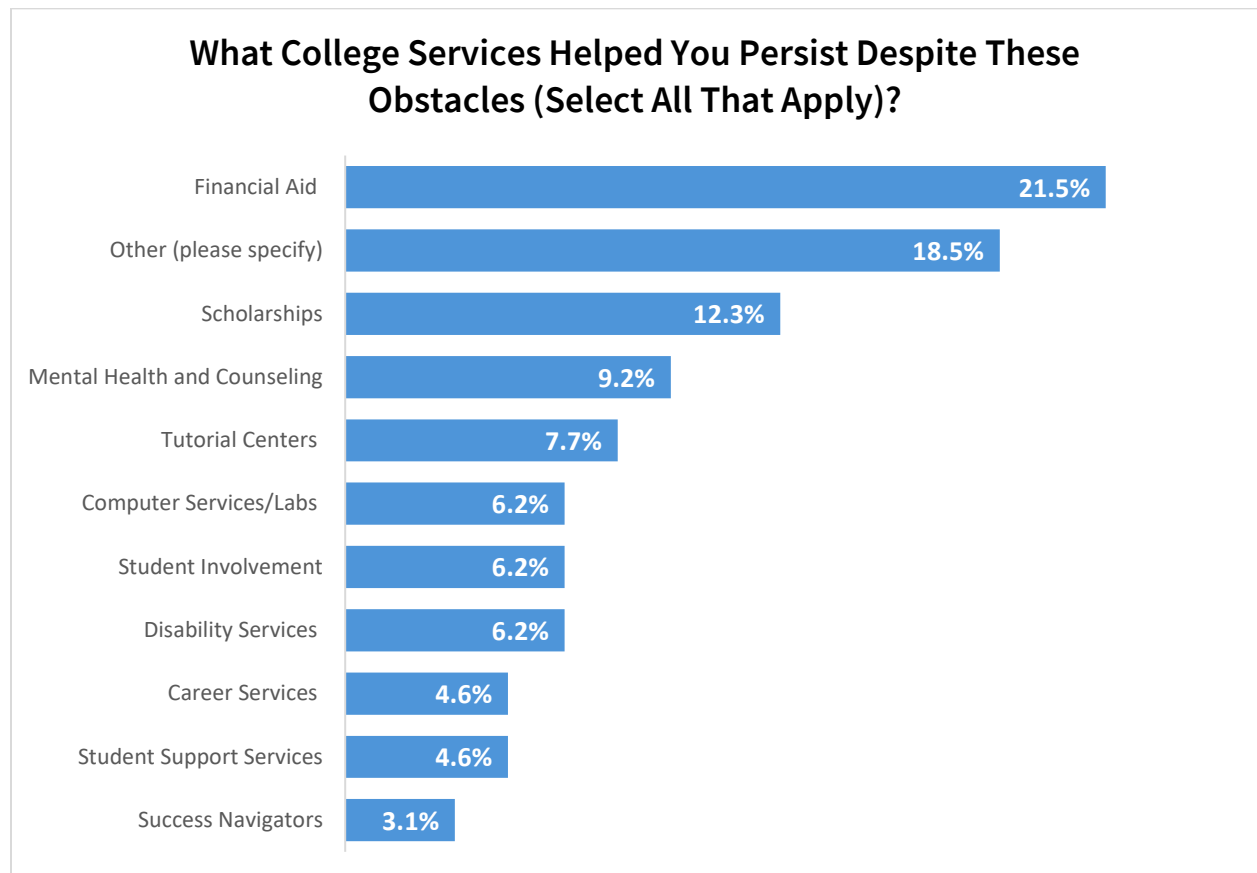


What College services helped you persist at SUNY WCC despite these obstacles (select all that apply)?

The most utilized service was Financial Aid (21.5%), highlighting its essential role in supporting students. Scholarships (12.3%) also played a significant part in managing educational expenses. Mental Health & Counseling (9.2%), Tutorial Centers (7.7%), and Computer Services/Labs (6.2%) provided academic and emotional support.

Career Services (4.6%) and Student Support Services (4.6%) assisted with professional development and guidance, while Disability Services (6.2%) and Student Involvement (6.2%) contributed to accessibility and engagement.

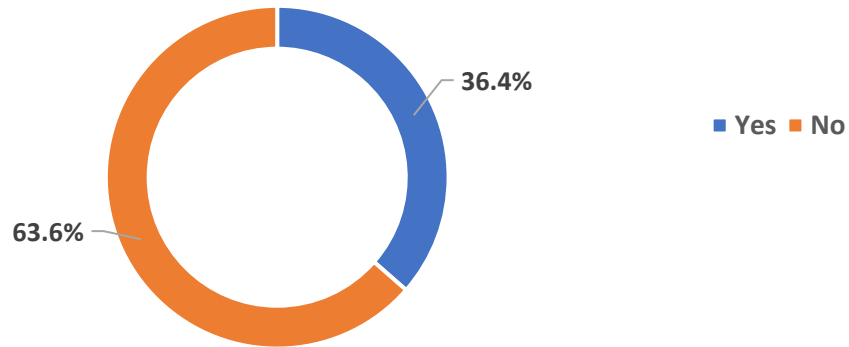
Additionally, 18.5% of students selected "Other," mentioning supportive faculty and staff, a positive mindset, and Money Smart Forum as valuable resources during their time at SUNY WCC.



Did you participate in any campus activities outside the classroom during your time at SUNY WCC? Campus activities include the Involvement Fair, Meeting the Firm Series, Viking Rainbow Pride, Make or Take events, etc.:

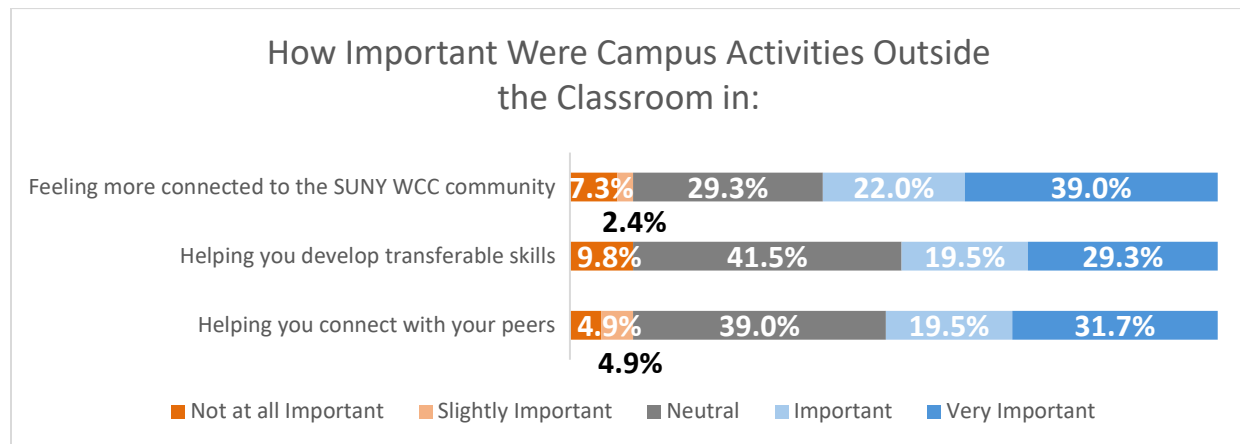
Among students who answered, 36.4% participated in campus activities, while 63.6% did not.

Did you participate in any campus activities outside the classroom during your time at SUNY WCC?



How important were campus activities outside the classroom in:

Among students who answered, 51.2% found campus activities important or very important for connecting with peers, while 39% were neutral, showing mixed perceptions. For developing transferable skills, 48.8% saw value in these activities, though 41.5% remained neutral, indicating some uncertainty. The strongest response was for feeling connected to SUNY WCC, with 61% considering activities important or very important, highlighting their role in fostering a sense of community.



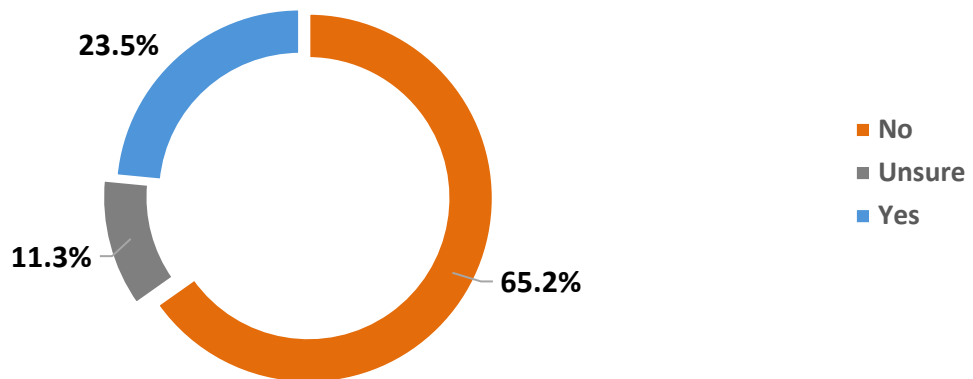
Scholarships

Did you receive a private scholarship while you attended SUNY WCC?

Private scholarships include SUNY Westchester Community College Foundation Scholarships, the Davis Scholarship, the Great Chefs Scholarship, the Honors Scholarship, and the PepsiCo Foundation Uplift Scholarship and do not include government scholarships like the Pell grant or the TAP grant.

Of the students who answered, 65.2% did not receive a private scholarship, 11.3% were unsure, and 23.5% did.

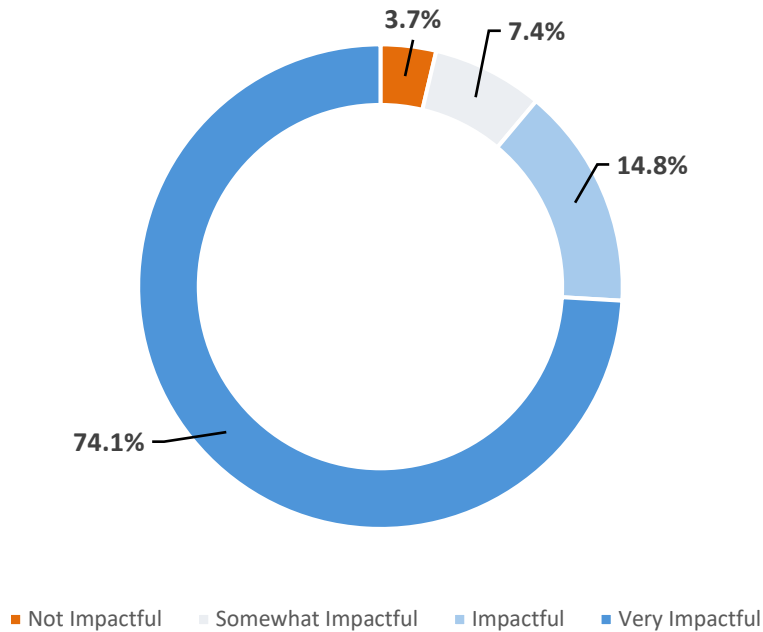
Did you receive a private scholarship while you attended SUNY WCC?



How impactful was the scholarship you received in graduating from SUNY WCC?

Students who received a private scholarship overwhelmingly reported a positive impact on their graduation, with 96.3% acknowledging its benefits. These findings underscore the critical role of financial support in fostering student retention and academic achievement. Scholarships not only alleviate financial burdens but also provide students with the stability and motivation necessary to complete their degrees successfully. Only 3.7% of recipients indicated that the scholarship had no impact on their graduation.

How impactful was the scholarship you received in graduating from SUNY WCC?

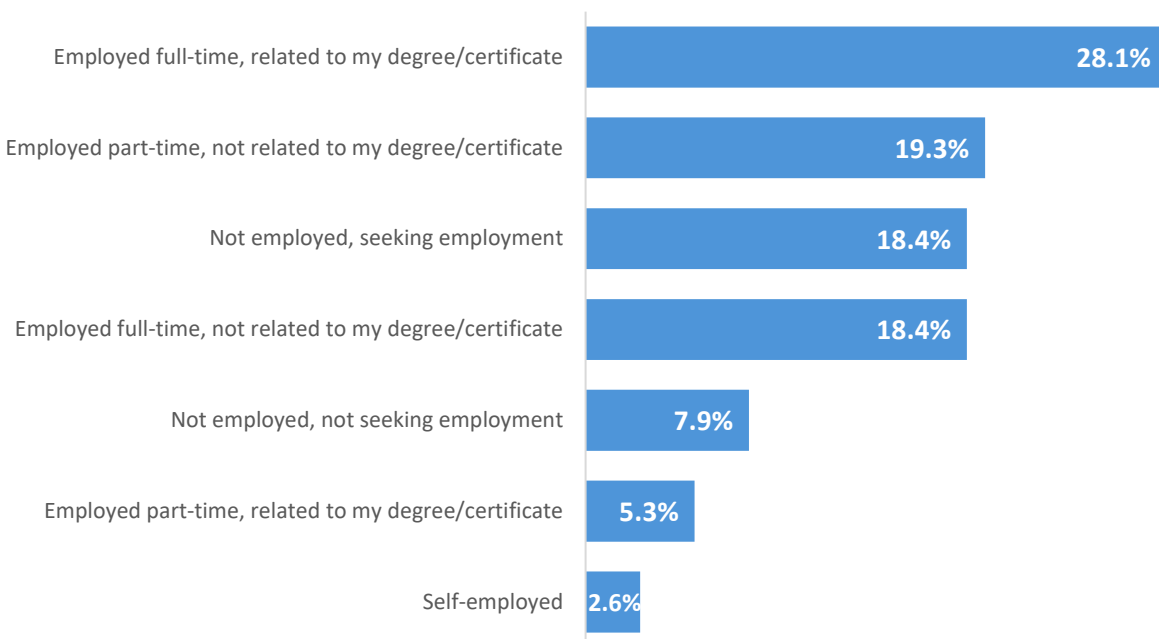


Employment

What is your employment status?

Employment status among respondents varied. 28.1% are employed full-time in a job related to their degree or certificate, while 18.4% work full-time in an unrelated field. Part-time employment is split, with 19.3% working in an unrelated job and 5.3% in a related one. 18.4% are unemployed and seeking work, while 7.9% are not seeking employment. A small percentage, 2.6%, are self-employed.

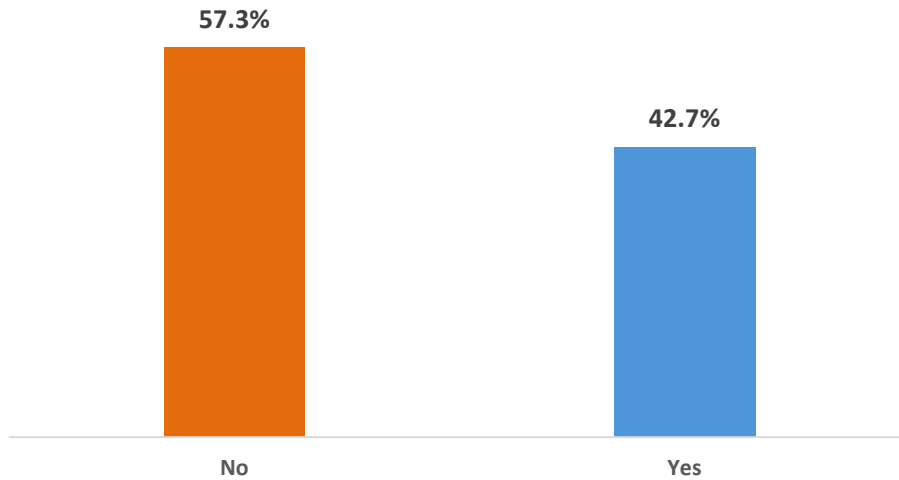
What is your employment status?



Is this your first professional position obtained after earning your degree?

For those employed, 42.7% reported that this is their first professional position after earning their degree, while 57.3% had previous professional experience before their current role.

Is this your first professional position obtained after earning your degree?

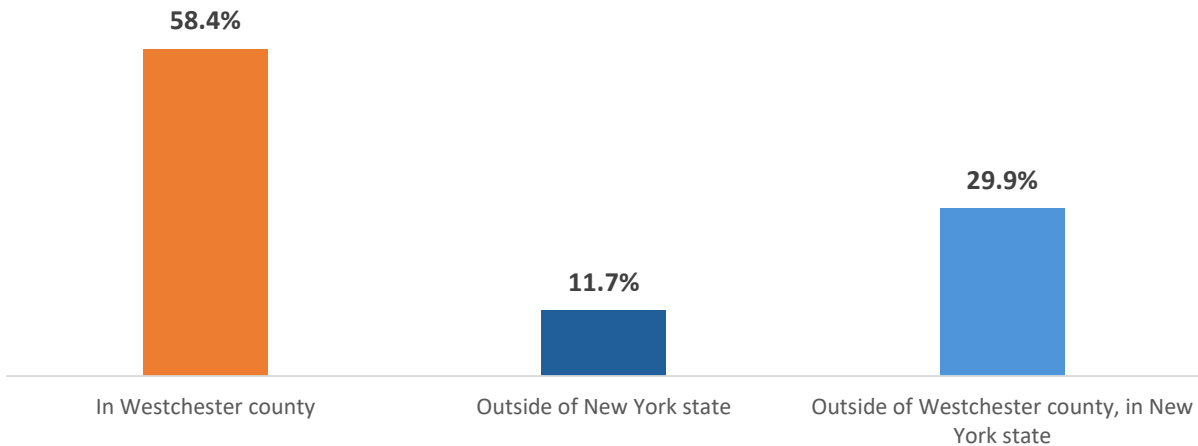


Where is your employer located?

Employer locations vary among respondents, with 88.3% working in New York State and 11.7% employed outside of New York State. Some of the notable employers include:

Weill Cornell Medical, Westchester Medical Center, Northwell Health, Northwell Health Center for Emergency Medical Services, ConEdison, Elisabeth Haub Law School, Phelps Hospital, Nuvance Health, Tutor Perini/WDF Inc.

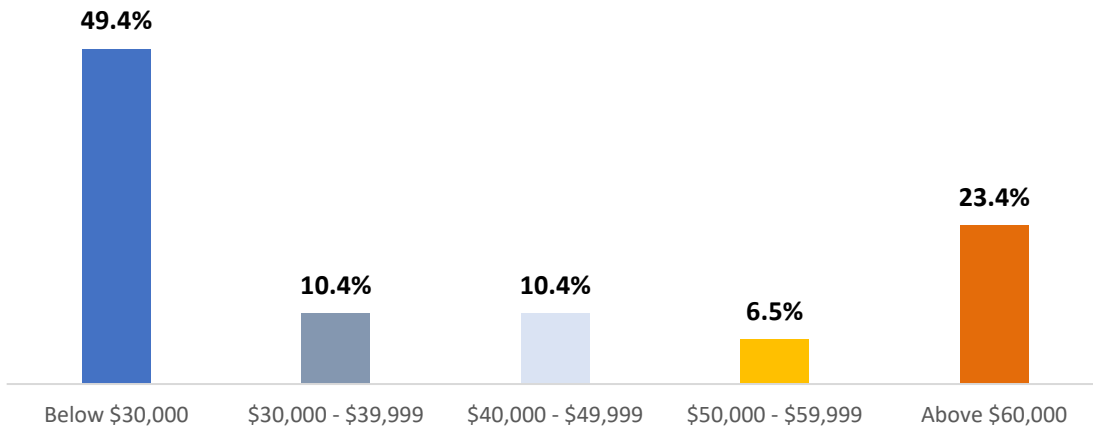
Where is your employer located?



What is your current salary range?

Salary distribution among respondents indicates that 49.4% earn below \$30,000, while 27.3% earn between \$30,000 and \$59,999. The highest bracket, earning above \$60,000, includes 23.4% of respondents.

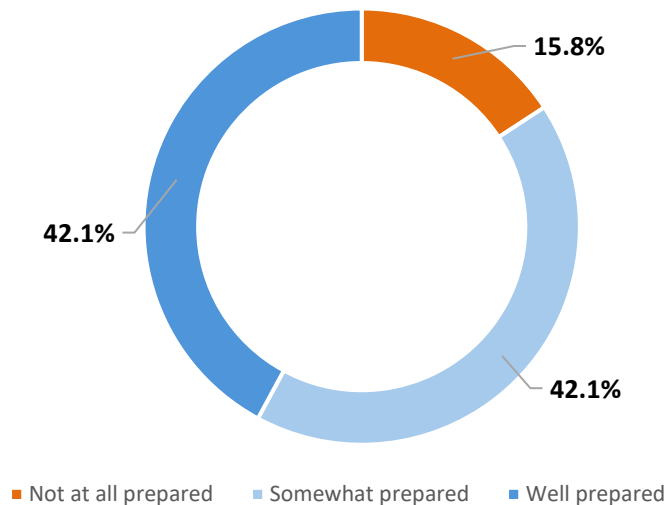
What is your current salary range?



To what extent do you feel your SUNY WCC education prepared you for your current job?

When asked about their job preparedness from SUNY WCC, 84.2% of respondents felt either well prepared and somewhat prepared, while 15.8% reported feeling not prepared at all.

To what extent do you feel your SUNY WCC education prepared you for your current job?

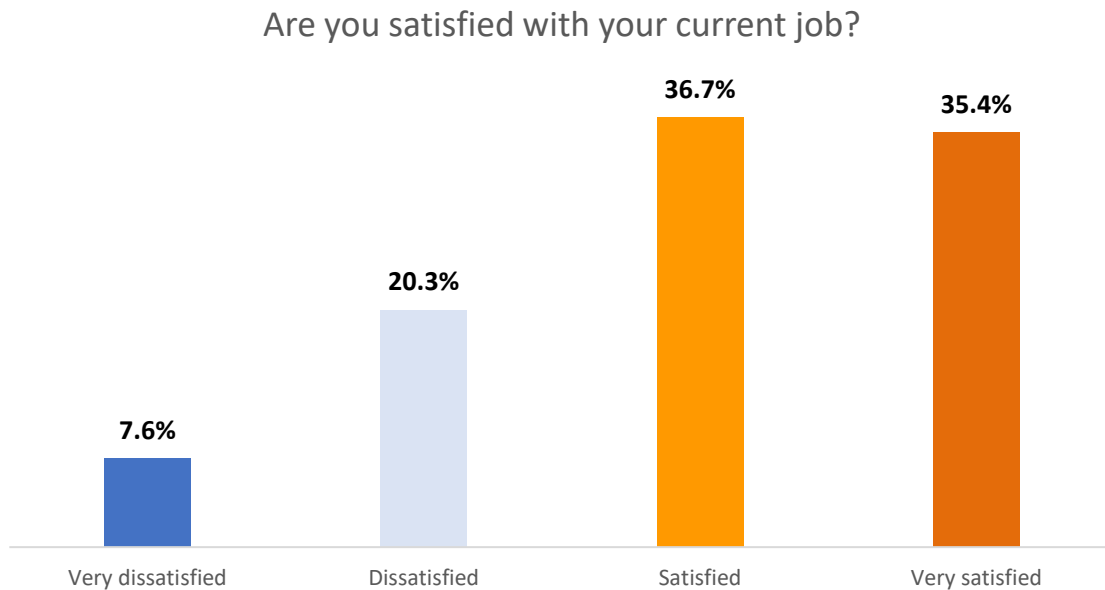


Are you satisfied with your current job?

Job satisfaction among respondents is mixed, with 72.1% reporting they are satisfied or very satisfied. In contrast, 27.9% expressed dissatisfaction, including 7.6% who are very dissatisfied.

Some respondents shared positive experiences about their time at Westchester Community College:

“I am grateful to Westchester Community College for its support, the encouragement of professors, and the invaluable resources like the TRIO Department, academic support center, and tutoring, all of which created an inclusive and nurturing environment that helped me succeed, while WCC’s programs effectively prepare students for the workforce.”



Conclusion

The information presented above can be used by the faculty, staff, and administrators of the College to identify areas for improvement. It can be a valuable tool for assessment of academic programs, College services, and College processes, and can provide a starting point for future analyses.

For additional disaggregation of the data, or additional information, please contact Institutional Research, Planning, and Effectiveness at IR@sunywcc.edu.

Appendix: Survey Tool

Graduate Survey 2022-2023

Start of Block: Introduction

Q1 SUNY WCC Graduate Survey SUNY Westchester Community College is conducting a study of our recent graduates. Its purpose is to provide us with information on how you feel about the college and the educational services we provided while you were here. We also want to know what you are doing after graduation. Your feedback is important as it allows us to measure your college experience. We want to know what we do well and areas that can be improved. Your responses are valuable and will be kept confidential within the Institutional Research, Planning, and Effectiveness office. Only summary information will be reported. Please take a few minutes to complete the questionnaire. If you have any questions or concerns regarding this survey, you may contact Institutional Research, Planning, and Effectiveness at ir@sunywcc.edu. Thank you for your help!

Q2 Are you currently attending a college, university, or training program?

- 2 year college/university
 - 4 year college/university
 - Training program
 - No, I am not currently attending a college, university, or training program
-

Q3 How are you currently attending that college, university, or training program?

Full-time

Part-time

Q4 Where is your college, university, or training program located?

In Westchester county

Outside of Westchester county, in New York state

Outside of New York state

Q5 To what extent do you feel SUNY WCC prepared you for further study?

Well prepared

Somewhat prepared

Not at all prepared

Q6 How satisfied were you with SUNY WCC in achieving your goals?

	Very satisfied	Satisfied	Dissatisfied	Very dissatisfied
Personal goals	<input type="radio"/>	<input type="radio"/>	<input type="radio"/>	<input type="radio"/>
Academic goals	<input type="radio"/>	<input type="radio"/>	<input type="radio"/>	<input type="radio"/>
Career goals	<input type="radio"/>	<input type="radio"/>	<input type="radio"/>	<input type="radio"/>
Social goals	<input type="radio"/>	<input type="radio"/>	<input type="radio"/>	<input type="radio"/>

Q7 How satisfied were you with the following services?	Very satisfied	Satisfied	Dissatisfied	Very dissatisfied	Did not use this service
Academic advising by teaching faculty	<input type="radio"/>	<input type="radio"/>	<input type="radio"/>	<input type="radio"/>	<input type="radio"/>
Academic advising/counseling by counseling faculty	<input type="radio"/>	<input type="radio"/>	<input type="radio"/>	<input type="radio"/>	<input type="radio"/>
Admissions office services	<input type="radio"/>	<input type="radio"/>	<input type="radio"/>	<input type="radio"/>	<input type="radio"/>
Availability of courses offered that were of interest to you	<input type="radio"/>	<input type="radio"/>	<input type="radio"/>	<input type="radio"/>	<input type="radio"/>
Bookstore	<input type="radio"/>	<input type="radio"/>	<input type="radio"/>	<input type="radio"/>	<input type="radio"/>
Bursar	<input type="radio"/>	<input type="radio"/>	<input type="radio"/>	<input type="radio"/>	<input type="radio"/>
Career Services	<input type="radio"/>	<input type="radio"/>	<input type="radio"/>	<input type="radio"/>	<input type="radio"/>
Children's Center	<input type="radio"/>	<input type="radio"/>	<input type="radio"/>	<input type="radio"/>	<input type="radio"/>
Computer Services/Labs	<input type="radio"/>	<input type="radio"/>	<input type="radio"/>	<input type="radio"/>	<input type="radio"/>
Dining Services	<input type="radio"/>	<input type="radio"/>	<input type="radio"/>	<input type="radio"/>	<input type="radio"/>
Disability Services	<input type="radio"/>	<input type="radio"/>	<input type="radio"/>	<input type="radio"/>	<input type="radio"/>
Financial Aid	<input type="radio"/>	<input type="radio"/>	<input type="radio"/>	<input type="radio"/>	<input type="radio"/>
Health Services	<input type="radio"/>	<input type="radio"/>	<input type="radio"/>	<input type="radio"/>	<input type="radio"/>
Library	<input type="radio"/>	<input type="radio"/>	<input type="radio"/>	<input type="radio"/>	<input type="radio"/>

Mental Health and Counseling Services	<input type="radio"/>	<input type="radio"/>	<input type="radio"/>	<input type="radio"/>	<input type="radio"/>
Recreational and Athletic Services	<input type="radio"/>	<input type="radio"/>	<input type="radio"/>	<input type="radio"/>	<input type="radio"/>
Registrar	<input type="radio"/>	<input type="radio"/>	<input type="radio"/>	<input type="radio"/>	<input type="radio"/>
Scholarships	<input type="radio"/>	<input type="radio"/>	<input type="radio"/>	<input type="radio"/>	<input type="radio"/>
Student Involvement	<input type="radio"/>	<input type="radio"/>	<input type="radio"/>	<input type="radio"/>	<input type="radio"/>
Student Support Services	<input type="radio"/>	<input type="radio"/>	<input type="radio"/>	<input type="radio"/>	<input type="radio"/>
Success Navigators	<input type="radio"/>	<input type="radio"/>	<input type="radio"/>	<input type="radio"/>	<input type="radio"/>
Transfer Services	<input type="radio"/>	<input type="radio"/>	<input type="radio"/>	<input type="radio"/>	<input type="radio"/>
Tutorial Centers	<input type="radio"/>	<input type="radio"/>	<input type="radio"/>	<input type="radio"/>	<input type="radio"/>

Q8 How satisfied were you with the following at SUNY WCC?

	Very satisfied	Satisfied	Dissatisfied	Very dissatisfied	N/A
Your overall college experience	<input type="radio"/>	<input type="radio"/>	<input type="radio"/>	<input type="radio"/>	<input type="radio"/>
Your overall quality of instruction	<input type="radio"/>	<input type="radio"/>	<input type="radio"/>	<input type="radio"/>	<input type="radio"/>
Your overall experience with courses in your major	<input type="radio"/>	<input type="radio"/>	<input type="radio"/>	<input type="radio"/>	<input type="radio"/>
Your overall experience with courses outside your major	<input type="radio"/>	<input type="radio"/>	<input type="radio"/>	<input type="radio"/>	<input type="radio"/>
Transferring to a 4 year institution	<input type="radio"/>	<input type="radio"/>	<input type="radio"/>	<input type="radio"/>	<input type="radio"/>
Increasing your knowledge and understanding	<input type="radio"/>	<input type="radio"/>	<input type="radio"/>	<input type="radio"/>	<input type="radio"/>
Developing skills in expressing yourself orally	<input type="radio"/>	<input type="radio"/>	<input type="radio"/>	<input type="radio"/>	<input type="radio"/>
Developing skills in expressing yourself in writing	<input type="radio"/>	<input type="radio"/>	<input type="radio"/>	<input type="radio"/>	<input type="radio"/>
Improving your reading skills	<input type="radio"/>	<input type="radio"/>	<input type="radio"/>	<input type="radio"/>	<input type="radio"/>
Achieving a degree/certificate required for your present or future job	<input type="radio"/>	<input type="radio"/>	<input type="radio"/>	<input type="radio"/>	<input type="radio"/>
Social climate	<input type="radio"/>	<input type="radio"/>	<input type="radio"/>	<input type="radio"/>	<input type="radio"/>

Q9 Did you face any obstacles that impacted your ability to graduate from SUNY WCC?

Yes

No

Q10 What obstacles did you face throughout your time at SUNY WCC? (check all that apply)

Difficulty paying for school

The COVID-19 pandemic

Family or personal reasons

Academic issues

Scheduling

Other (please specify) _____

Q11 What college services helped you persist at SUNY WCC despite these obstacles? (check all that apply)

- Children's Center
- Success Navigators
- Computer Services/Labs
- Mental Health and Counseling Services
- Disability Services
- Financial Aid
- Career Services
- Recreational and Athletics
- Scholarships
- Student Involvement
- Student Support Services
- Tutorial Centers
- Other (please specify) _____

Q12 Did you participate in any campus activities outside the classroom during your time at SUNY WCC? Campus activities outside the classroom include the Involvement Fair, Meet the Firm Series, Viking Rainbow Pride, Make or Take events, etc.

Yes

No

Q13 How important were campus activities outside the classroom in:

	Very important	Important	Neutral	Slightly important	Not at all important
Helping you connect with your peers	<input type="radio"/>	<input type="radio"/>	<input type="radio"/>	<input type="radio"/>	<input type="radio"/>
Helping you develop transferable skills	<input type="radio"/>	<input type="radio"/>	<input type="radio"/>	<input type="radio"/>	<input type="radio"/>
Feeling more connected to the SUNY WCC community	<input type="radio"/>	<input type="radio"/>	<input type="radio"/>	<input type="radio"/>	<input type="radio"/>

Q14 Did you receive a private scholarship while you attended SUNY WCC? Private scholarships include SUNY Westchester Community College Foundation Scholarships, the Davis Scholarship, the Great Chefs Scholarship,

the Honors Scholarship, and the PepsiCo Foundation Uplift Scholarship and do **not** include government scholarships like the Pell grant or the TAP grant.

- Yes
 - No
 - Unsure
-

Q15 How impactful was the scholarship you received in graduating from SUNY WCC?

- Very impactful
 - Impactful
 - Somewhat impactful
 - Not impactful
-

Q16 Please share any information about your experience as a scholarship recipient at SUNY WCC and the impact of receiving your scholarship.

Q17 What is your employment status?

- Employed full-time, **related** to my degree/certificate
 - Employed part-time, **related** to my degree/certificate
 - Employed full-time, **not related** to my degree/certificate
 - Employed part-time, **not related** to my degree/certificate
 - Serving in the military
 - Not employed, seeking employment
 - Not employed, not seeking employment
 - Self-employed
-

Q18 Is this your first professional position obtained after earning your degree?

- Yes
 - No
-

Q19 What is the name of the employer?

Q20 Where is your employer located?

- In Westchester county
 - Outside of Westchester county, in New York state
 - Outside of New York state
-

Q21 What is your current salary range?

- Below \$30,000
 - \$30,000 - \$39,999
 - \$40,000 - \$49,999
 - \$50,000 - \$59,999
 - Above \$60,000
-

Q22 To what extent do you feel your SUNY WCC education prepared you for your current job?

- Well prepared
 - Somewhat prepared
 - Not at all prepared
-

Q23 Are you satisfied with your current job?

- Very satisfied
- Satisfied
- Dissatisfied
- Very dissatisfied

Q24 Please add any additional comments you may have below.
